

# Friends and Family Test Results

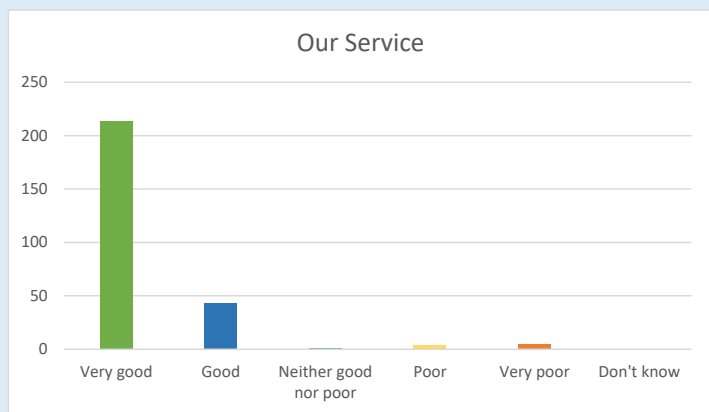
June 2024

## 1. Our Service

Overall how was your experience of our service?

Very good	213
Good	43
Neither good nor poor	1
Poor	4
Very poor	5
Don't know	0

**Total 266**



## 2. Your Comments

Please can you tell us why you gave your answer?

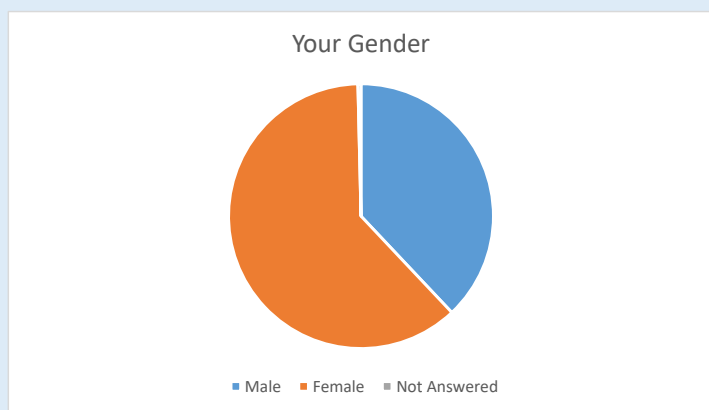
Please tell us about anything that we could have done better



## 3. Your Gender

Male	101
Female	164
Not Answered	1

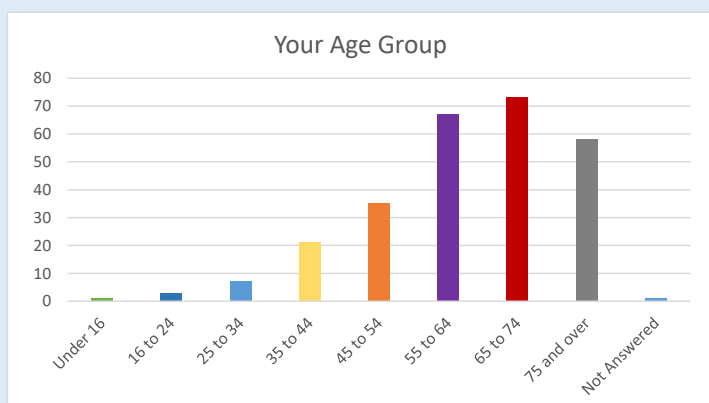
**Total 266**



## 4. Your Age Group

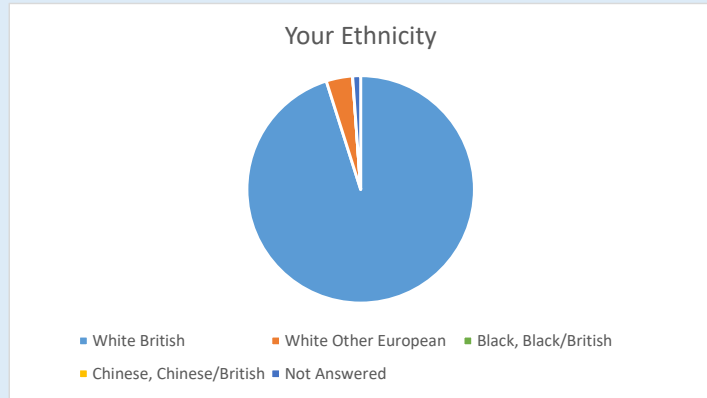
Under 16	1
16 to 24	3
25 to 34	7
35 to 44	21
45 to 54	35
55 to 64	67
65 to 74	73
75 and over	58
Not Answered	1

**Total 266**



## 5. Your Ethnicity

White British	253
White Other European	10
Black, Black/British	0
Chinese, Chinese/British	0
Not Answered	3
<b>Total</b>	<b>266</b>



## 6. Your Employment Status

Full Time Employment	79
Part Time Employment	42
Not Employed	16
Retired	127
Not Answered	2
<b>Total</b>	<b>266</b>

